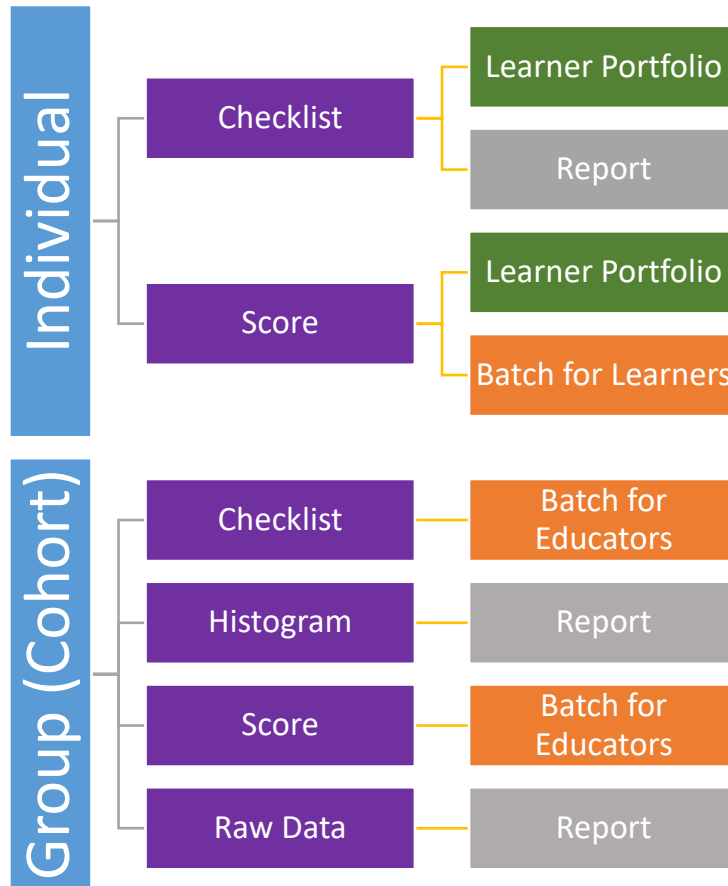


# REPORTING FAQ (B-LINE)



## Individual Learners

### 1) Would you like your learners to receive individual “checklist” reports?

Report Name: Evaluations

Nickname: “Checklists”

Access: **PORTFOLIO: Learners access on their own**

**REPORT: Report that you download as PDF and then separate into individual learners and send**

1. Elicited your story using appropriate questions
<input type="radio"/> Not Done: Impeded story by asking leading/closed questions or more than one question at a time
<input type="radio"/> Partly Done: Used some open ended questions and ineffective questions, but still able to share most of your story
<input checked="" type="radio"/> Well Done: Facilitated the telling of your story by asking questions one at a time without leading you in your responses
2. Managed the narrative flow of your story
<input type="radio"/> Not Done: Not able to elicit narrative because questions not organized logically
<input type="radio"/> Partly Done: Elicited main elements of narrative, but logical order of questions, leading questions or multiple questions disrupted flow
<input checked="" type="radio"/> Well Done: Elicited full narrative by asking questions that facilitated natural flow of story

### 2) Would you like your learners to receive individual “score” reports that tell them their “scores” for each competency (skill area), scenario, and/or across the whole OSCE?

Report Name: Score

Nickname: “Summary Scores”

Access: **PORTFOLIO: Learners access on their own**

**BATCH FOR LEARNERS: PDFs that you download and send to learners**

Learner 1, ICS		
Overall	Evaluate Score	Class Mean
Your Total Test Score	87.1%	65.3%
Skill Areas	Skill Area Score	Skill Area Mean
Case Specific Competencies	78.6%	61.1%
Comm_Education & Counseling	77.8%	63.0%
Comm_Information Gathering	91.7%	62.5%





Also can view completed notes,  
Check off Post Encounter –  
Learner

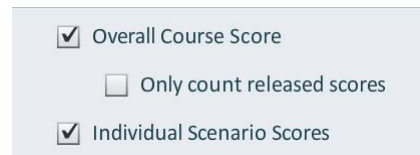


Any scored items (like grading  
of notes), check off SCORING

Include SCORES in the display

Scores shows count of points for entire  
course (OSCE) and for each scenario  
(case) in the Portfolio

Scenario score = 44 points for this  
learner/53 total possible points

OSCE score = 99/104 points for this  
learner in the entire OSCE/104 total  
possible points



**MOCK\_POM 2023 ICE OSCE 2019.08.12**

**MOCK\_POM ICE OSCE\_Colonoscopy**  
November 12, 2019 7:36 AM

MOCK Post-Session Evaluation 2  
MOCK\_POM ICE OSCE\_Colonoscopy\_Learner Note  
MOCK\_POM ICE OSCE\_Colonoscopy\_SP Assess      44.0 / 53.0

Portfolio: **MOCK\_POM 2023 ICE OSCE 2019.08.12**

**MOCK\_POM 2023 ICE OSCE 2019.08.12**      99.0 / 104.0

Reports

Statistics      quantity (percentage only)

# Report – Download PDF with all Learners, Separate and Send

## Admin/Reports/Assessment

### Select Courses and Scenarios and Evaluations

#### Display Options

- Participant names CHECKED
- SP Names NOT CHECKED

### Evaluations

PDF of all Learners. Will need to separate out each learner and send individually.

Evaluatee	Learner 1, ICS
Evaluator	SP 3, ICS
Course	MOCK_POM 2023 ICE OSCE 2019.08.12
Scenario	(archive)MOCK_POM ICE OSCE_Smoker ()
Participant Type	Learner
Evaluation Type	
Evaluation Name	(archive)MOCK_POM ICE OSCE_Smoker_SP Assess
Score	36.0 / 51.0
Submitted	08/12/2019 12:46 PM

**COMMUNICATION SKILLS**

**INFORMATION GATHERING**

1. Introduction

NOT DONE: Did not introduce self

PARTLY DONE: Did not provide a complete introduction

WELL DONE: Provided a complete introduction that included FULL name, training status, purpose of interview AND referred to SP with full name or surname

2. Comment 1 (ONLY CHECKED COMMENTS APPLY)

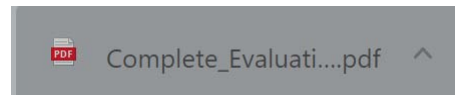
First name only felt unprofessional

I didn't know your status or where you fit into the team

I felt that I was given no choice about talking to you

When you stated your name, your back was to me and you were shutting the door, so it was hard to hear

None selected

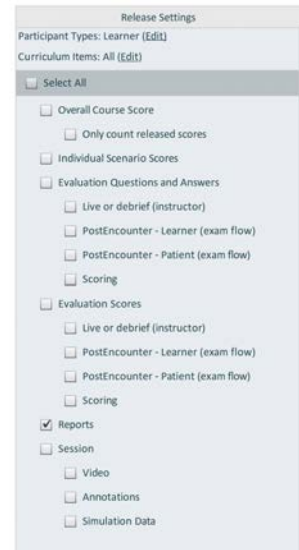


2) Would you like your learners to receive individual “score” reports that tell them their “scores” for each competency (skill area), scenario, and/or across the whole OSCE?

**Portfolio – Learners Access Score Reports Directly in Portfolio**  
**COURSE/RELEASE SETTINGS**

Edit (far right)

Click on Reports



Learner then accesses via Learner Portfolio

Results



Learner View

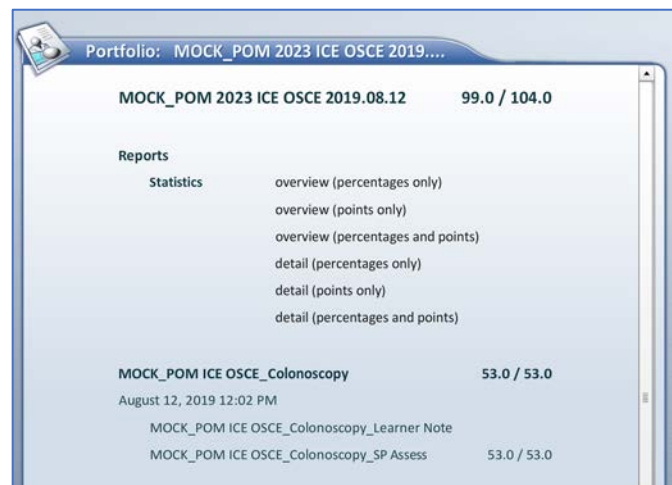
Reports

Statistics

Overview

Detail

*Learner clicks on and downloads report*



## Overview (Percentages Only)

Learner clicks on and downloads report

Points or percentages or both

**Exam Scores Overview — MOCK\_POM 2023 ICE OSCE 2019.08.12**  
(3 scenarios, 6 scenario records)

**Learner 1, ICS**

Overall	Evaluate Score	Class Mean	Class High	Class Low	Class Passing Cut-off	Comment
<b>Your Total Test Score</b>	<b>95.2%</b>	69.6%	95.2%	41.8%	49.9%	

Skill Areas	Std Area Score	Std Area Mean	Std Area SD/Dev	Std Area High	Std Area Low	Std Area Passing Multiplier	Std Area Passing Cut-off	Comment
Case Specific Competencies	-	55.6%	14.2%	75.0%	41.7%	1	41.4%	
Comm. Education & Counseling	100.0%	69.0%	22.7%	100.0%	41.7%	1	49.3%	
Comm. Information Gathering	95.8%	66.2%	23.8%	95.8%	27.8%	1	42.4%	
Comm. Organization & Time Management	91.7%	69.4%	22.8%	91.7%	27.8%	1	49.7%	
Comm. Relationship Development	95.0%	71.1%	20.1%	95.0%	49.0%	1	51.0%	
Global Recommendations	100.0%	59.3%	28.8%	100.0%	11.1%	1	30.6%	
No category	93.3%	69.4%	20.2%	93.3%	43.3%	1	49.2%	

Scenario	Scenario Score	Scenario Mean	Scenario High	Scenario Low
MOCK_POM ICE OSCE_Clinical	100.0%	71.7%	100.0%	39.6%
MOCK_POM ICE OSCE_Station	92.2%	69.2%	100.0%	45.9%

## Detail

Learner clicks on and downloads report

Points or percentages or both

**Exam Scores Detail — MOCK\_POM 2023 ICE OSCE 2019.08.12**  
(3 scenarios, 6 scenario records)

**Learner 1, ICS**

Std Area Scenario	MOCK_POM ICE OSCE_Clinical	MOCK_POM ICE OSCE_Station	MOCK_POM ICE OSCE_Station	Std Area Total	Std Area Mean	Std Area SD/Dev	Std Area High	Std Area Low	Std Area Passing Multiplier	Std Area Passing Cut-off	Comment
Case Specific Competencies	-	-	-	-	55.6%	14.2%	75.0%	41.7%	1	41.4%	
Comm. Education & Counseling	100.0%	100.0%	-	100.0%	69.0%	22.7%	100.0%	41.7%	1	49.3%	
Comm. Information Gathering	100.0%	91.7%	-	95.8%	66.2%	23.8%	95.8%	27.8%	1	42.4%	
Comm. Organization & Time Management	100.0%	83.3%	-	91.7%	69.4%	22.8%	91.7%	27.8%	1	49.7%	
Comm. Relationship Development	100.0%	99.0%	-	99.5%	71.1%	20.1%	95.0%	49.0%	1	51.0%	
Global Recommendations	100.0%	100.0%	-	100.0%	59.3%	28.8%	100.0%	11.1%	1	30.6%	
No category	100.0%	95.7%	-	93.3%	69.4%	20.2%	93.3%	43.3%	1	49.2%	
<b>Scenario Total</b>	<b>100.0%</b>	<b>92.2%</b>	<b>-</b>	<b>Total Test Score</b>	<b>Class Mean</b>	<b>Class SD/Dev</b>	<b>Class High</b>	<b>Class Low</b>	<b>Class Passing Cut-off</b>		
Scenario Mean	71.7%	69.2%	44.2%	<b>95.2%</b>	69.6%	19.7%	95.2%	41.8%	49.9%		
Scenario SD/Dev	18.9%	20.2%	13.6%								
Scenario High	100.0%	100.0%	63.3%								
Scenario Low	39.6%	45.1%	39.6%								

within 1 SD of the mean   
 between 1 & 2 SDs ABOVE the mean   
 between 1 & 2 SDs BELOW the mean  
 greater than 2 SDs ABOVE the mean   
 greater than 2 SDs BELOW the mean

Page 1

What get Displayed for Reports CANNOT be edited

# Batch for Learners – PDF for Each Learner

Admin/Reports/Assessment

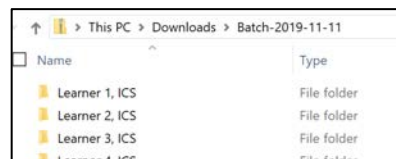
Select Courses and Scenarios and Evaluations

Display Options

- Participant names CHECKED
- SP Names NOT CHECKED

## Batch for learners

Downloads zip file with folders for each learner



## PDF – Scores Overview

(Overview is the only option for Learner Reports. Detail is available to Educators – includes color codes for normative performance)

Exam Scores Overview — MOCK_POM 2023 ICE OSCE 2019.08.12							
(4 scenarios, 6 scenario records)							
Learner 1, ICS							
Overall	Evaluatee Score	Class Mean	Class High	Class Low	Class Passing Cut-off	Comment	
<b>Your Total Test Score</b>	<b>87.1%</b>	65.3%	87.1%	41.8%	0.0%		
Skill Areas	Skill Area Score	Skill Area Mean	Skill Area StDev	Skill Area High	Skill Area Low	Skill Area Passing Cut-off	Comment
Case Specific Competencies	78.6%	61.1%	14.3%	78.6%	41.7%	0.0%	
Comm_Education & Counseling	77.8%	63.0%	11.0%	77.8%	50.0%	0.0%	
Comm_Information Gathering	91.7%	62.5%	20.6%	91.7%	27.8%	0.0%	
Comm_Organization & Time Management	94.4%	70.4%	23.7%	94.4%	27.8%	0.0%	
Comm_Relationship Development	83.3%	68.3%	17.5%	90.0%	40.0%	0.0%	
Global_Recommendation	77.8%	53.7%	21.7%	77.8%	11.1%	0.0%	
No category	93.3%	69.4%	20.2%	93.3%	43.3%	0.0%	
Scenarios	Scenario Score	Scenario Mean	Scenario High	Scenario Low			
archive\MOCK_POM ICE OSCE_Smoker	70.6%	66.0%	72.5%	54.9%			
MOCK_POM ICE OSCE_Colonoscopy	100.0%	71.7%	100.0%	39.6%			
MOCK_POM ICE OSCE_Diabetes	90.2%	68.3%	100.0%	45.1%			
MOCK_POM ICE OSCE_Smoker	-	44.9%	63.3%	30.6%			



## Display Options

Can de-select normative data etc and overview report just includes learner score

Also note, can customize Non-Passing Text

*Display options hold for each session. When you log in again, will need to re-select display options.*

Same OVERVIEW report – no normative data

(Overview is the only report available in Batch – for Learners. Detail is available in Batch – for Educators).

Learner 1, ICS		
Overall	Evaluatee Score	Comment
Your Total Test Score	87.1%	
Skill Areas	Skill Area Score	Comment
Case Specific Competencies	78.6%	
Comm_Education & Counseling	77.8%	
Comm_Information Gathering	91.7%	
Comm_Organization & Time Management	94.4%	
Comm_Relationship Development	83.3%	
Global_Recommendation	77.8%	
No category	93.3%	
Scenarios	Scenario Score	
(archive)MOCK_POM ICE OSCE_Smoker	70.6%	
MOCK_POM ICE OSCE_Colonoscopy	100.0%	
MOCK_POM ICE OSCE_Diabetes	90.2%	
MOCK_POM ICE OSCE_Smoker	-	

# GROUPS OF LEARNERS REPORTS

## 3) Would you like to be able to review the individual “checklist” reports for all your learners?

### Batch for Educators – PDF for Each Learner

Admin/Reports/Assessment

Select Courses and Scenarios and Evaluations

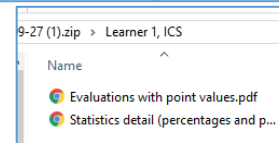
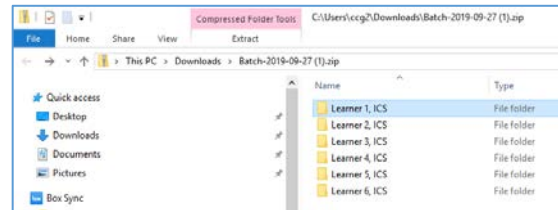
Display Options

- Participant names CHECKED
- SP Names NOT CHECKED


### Batch for educators

Downloads zip file with folders for each learner

Evaluations with point values = Checklist



PDF – Checklist – Evaluations with point values



## 4) Would you like to be able to see how your learners did as a group on each checklist item?

### Report – Analysis – Question Analysis




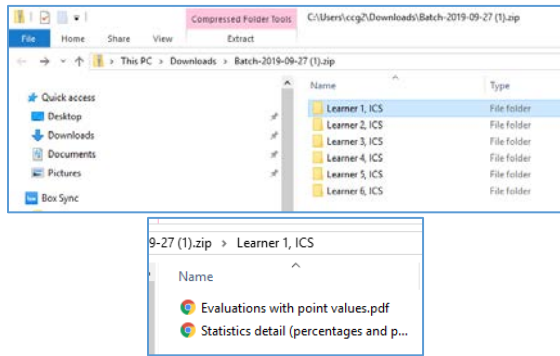
### Sample Analysis (Histogram) Report

Answer	Points	Percent	Count
<b>1. Elicited your story using appropriate questions</b>			
Not Done: Impeded story by asking leading/closed questions or more than one question at a time	-	12.5%	2
Partly Done: Used some open ended questions and ineffective questions; but still able to share most of your story	-	50.0%	8
Well Done: Facilitated the telling of your story by asking questions one at a time without leading you in your responses	1.0	37.5%	6
<b>Total</b>			<b>16</b>
<b>2. Managed the narrative flow of your story</b>			
Not Done: Not able to elicit narrative because questions not organized logically	-	0.0%	0
Partly Done: Elicited main elements of narrative, but illogical order of questions, leading questions or multiple questions disrupted flow	1.0	25.0%	4
Well Done: Elicited full narrative by asking questions that facilitated natural flow of story	2.0	75.0%	12
<b>Total</b>			<b>16</b>
<b>3. Clarified information by repeating to make sure he/she understood you on an ongoing basis</b>			
Not Done: Did not clarify (did not repeat info provided)	-	6.3%	1
Partly Done: Repeated information but infrequently or without the opportunity to indicate whether accurate	-	56.3%	9
Well Done: Repeated information and directly invited you to indicate whether accurate on an ongoing basis	-	37.5%	6
<b>Total</b>			<b>16</b>
<b>4. Allowed you to talk without interrupting</b>			
Not Done: Interrupted	-	0.0%	0
Partly Done: Did not interrupt directly but cut responses short by not giving you enough time	-	12.5%	2
Well Done: Did not interrupt and allowed time to express thoughts fully	-	87.5%	14
<b>Total</b>			<b>16</b>

NB: If don't set "points" for the items, the histogram will show as red. Any option with point values, will have a green histogram.

5) Would you like to review how EACH of your learners did in terms of their “scores” for each competency (skill area), scenario, and/or across the whole OSCE?

Batch for Educators – PDF for Each Learner

<p>Admin/Reports/Assessment</p> <p>Select Courses and Scenarios and Evaluations</p> <p>Display Options</p> <ul style="list-style-type: none"> <li>Participant names CHECKED</li> <li>SP Names NOT CHECKED</li> </ul> <p><b>Batch for educators</b></p>																																																																																																																																																																																																					
<p>Downloads zip file with folders for each learner</p> <p>Statistics detail (percentages and points)</p>																																																																																																																																																																																																					
<p>PDF – Statistics detail (percentages and points)</p>	<div style="border: 2px solid #0070c0; padding: 10px;"> <p><b>Exam Scores Detail — MOCK_POM 2023 ICE OSCE 2019.08.12</b> (4 scenarios, 6 scenario records)</p> <p><b>Learner 1, ICS</b></p> <table border="1" style="width: 100%; border-collapse: collapse; font-size: 8px;"> <thead> <tr> <th>Skill Area / Scenario</th> <th>Mock Phase POM ICE OSCE_Smoker</th> <th>Mock Phase POM ICE OSCE_Diabetes</th> <th>Mock Phase POM ICE OSCE_Diabetes</th> <th>Mock Phase POM ICE OSCE_Smoker</th> <th>Skill Area Total</th> <th>Skill Area Mean</th> <th>Skill Area StDev</th> <th>Skill Area High</th> <th>Skill Area Low</th> <th>Skill Area Passing Multiplier</th> <th>Skill Area Passing Cut-off</th> <th>Comment</th> </tr> </thead> <tbody> <tr> <td>Case Specific Competencies</td> <td>78.6% (11,014.0)</td> <td>-</td> <td>-</td> <td>-</td> <td>78.6% (11,014.0)</td> <td>61.1% (8,614.0)</td> <td>14.3% (2,014.0)</td> <td>78.6% (11,014.0)</td> <td>41.7% (5,814.0)</td> <td>1</td> <td>46.6% (6,614.0)</td> <td></td> </tr> <tr> <td>Comm_Education &amp; Counseling</td> <td>33.3% (2,048.0)</td> <td>100.0% (6,048.0)</td> <td>100.0% (6,048.0)</td> <td>-</td> <td>77.8% (14,018.0)</td> <td>63.0% (11,318.0)</td> <td>11.0% (2,018.0)</td> <td>77.8% (14,018.0)</td> <td>50.0% (9,018.0)</td> <td>1</td> <td>52.0% (9,418.0)</td> <td></td> </tr> <tr> <td>Comm_Information Gathering</td> <td>63.3% (15,012.0)</td> <td>100.0% (12,012.0)</td> <td>91.7% (11,012.0)</td> <td>-</td> <td>91.7% (33,012.0)</td> <td>62.5% (22,012.0)</td> <td>20.0% (7,012.0)</td> <td>91.7% (33,012.0)</td> <td>27.8% (10,012.0)</td> <td>1</td> <td>41.9% (15,112.0)</td> <td></td> </tr> <tr> <td>Comm_Organization &amp; Time Management</td> <td>100.0% (8,016.0)</td> <td>100.0% (8,016.0)</td> <td>83.3% (5,016.0)</td> <td>-</td> <td>84.4% (17,018.0)</td> <td>70.4% (12,718.0)</td> <td>23.7% (4,318.0)</td> <td>84.4% (17,018.0)</td> <td>27.8% (5,418.0)</td> <td>1</td> <td>46.1% (8,418.0)</td> <td></td> </tr> <tr> <td>Comm_Relationship Development</td> <td>60.0% (6,010.0)</td> <td>100.0% (10,010.0)</td> <td>90.0% (9,010.0)</td> <td>-</td> <td>83.3% (25,030.0)</td> <td>68.3% (20,530.0)</td> <td>17.5% (5,330.0)</td> <td>90.0% (27,030.0)</td> <td>40.0% (12,030.0)</td> <td>1</td> <td>50.8% (15,230.0)</td> <td></td> </tr> <tr> <td>Global_Recommendation</td> <td>33.3% (1,013.0)</td> <td>100.0% (3,013.0)</td> <td>100.0% (3,013.0)</td> <td>-</td> <td>77.8% (7,019.0)</td> <td>53.7% (4,819.0)</td> <td>21.7% (2,919.0)</td> <td>77.8% (7,019.0)</td> <td>11.1% (1,519.0)</td> <td>1</td> <td>32.0% (2,919.0)</td> <td></td> </tr> <tr> <td>No category</td> <td>-</td> <td>100.0% (16,018.0)</td> <td>85.7% (12,014.0)</td> <td>-</td> <td>93.3% (28,030.0)</td> <td>66.4% (20,830.0)</td> <td>20.2% (6,130.0)</td> <td>93.3% (28,030.0)</td> <td>43.3% (13,030.0)</td> <td>1</td> <td>49.2% (14,830.0)</td> <td></td> </tr> <tr> <td><b>Scenario Total</b></td> <td>70.6% (36,051.0)</td> <td>100.0% (53,053.0)</td> <td>90.2% (46,051.0)</td> <td>-</td> <td colspan="7"></td> </tr> <tr> <td><b>Scenario Mean</b></td> <td>66.0% (33,751.0)</td> <td>71.7% (36,053.0)</td> <td>68.3% (34,851.0)</td> <td>44.9% (22,049.0)</td> <td colspan="7"></td> </tr> <tr> <td><b>Scenario StDev</b></td> <td>7.9% (4,051.0)</td> <td>18.9% (10,053.0)</td> <td>20.2% (10,351.0)</td> <td>13.6% (6,749.0)</td> <td colspan="7"></td> </tr> <tr> <td><b>Scenario High</b></td> <td>72.5% (37,051.0)</td> <td>100.0% (53,053.0)</td> <td>100.0% (51,051.0)</td> <td>63.3% (31,249.0)</td> <td colspan="7"></td> </tr> <tr> <td><b>Scenario Low</b></td> <td>54.9% (28,051.0)</td> <td>39.6% (21,053.0)</td> <td>45.1% (23,051.0)</td> <td>30.6% (15,049.0)</td> <td colspan="7"></td> </tr> <tr> <td colspan="5"></td> <td><b>Total Test Score</b></td> <td><b>87.1% (135.0/155.0)</b></td> <td><b>Class Mean</b></td> <td>65.3% (101.2/155.0)</td> <td><b>Class StDev</b></td> <td>16.1% (24.8/155.0)</td> <td><b>Class High</b></td> <td>87.1% (135.0/155.0)</td> <td><b>Class Low</b></td> <td>41.8% (64.8/155.0)</td> <td><b>Class Passing Cut-off</b></td> <td>49.2% (76.3/155.0)</td> </tr> <tr> <td colspan="5"></td> <td><b>Comment</b></td> <td colspan="9"></td> </tr> </tbody> </table> <p> <span style="color: gray;">■</span> within 1 SD of the mean            <span style="color: green;">■</span> between 1 &amp; 2 SDs ABOVE the mean            <span style="color: red;">■</span> between 1 &amp; 2 SDs BELOW the mean  <span style="color: green;">■</span> greater than 2 SDs ABOVE the mean            <span style="color: red;">■</span> greater than 2 SDs BELOW the mean     </p> </div>	Skill Area / Scenario	Mock Phase POM ICE OSCE_Smoker	Mock Phase POM ICE OSCE_Diabetes	Mock Phase POM ICE OSCE_Diabetes	Mock Phase POM ICE OSCE_Smoker	Skill Area Total	Skill Area Mean	Skill Area StDev	Skill Area High	Skill Area Low	Skill Area Passing Multiplier	Skill Area Passing Cut-off	Comment	Case Specific Competencies	78.6% (11,014.0)	-	-	-	78.6% (11,014.0)	61.1% (8,614.0)	14.3% (2,014.0)	78.6% (11,014.0)	41.7% (5,814.0)	1	46.6% (6,614.0)		Comm_Education & Counseling	33.3% (2,048.0)	100.0% (6,048.0)	100.0% (6,048.0)	-	77.8% (14,018.0)	63.0% (11,318.0)	11.0% (2,018.0)	77.8% (14,018.0)	50.0% (9,018.0)	1	52.0% (9,418.0)		Comm_Information Gathering	63.3% (15,012.0)	100.0% (12,012.0)	91.7% (11,012.0)	-	91.7% (33,012.0)	62.5% (22,012.0)	20.0% (7,012.0)	91.7% (33,012.0)	27.8% (10,012.0)	1	41.9% (15,112.0)		Comm_Organization & Time Management	100.0% (8,016.0)	100.0% (8,016.0)	83.3% (5,016.0)	-	84.4% (17,018.0)	70.4% (12,718.0)	23.7% (4,318.0)	84.4% (17,018.0)	27.8% (5,418.0)	1	46.1% (8,418.0)		Comm_Relationship Development	60.0% (6,010.0)	100.0% (10,010.0)	90.0% (9,010.0)	-	83.3% (25,030.0)	68.3% (20,530.0)	17.5% (5,330.0)	90.0% (27,030.0)	40.0% (12,030.0)	1	50.8% (15,230.0)		Global_Recommendation	33.3% (1,013.0)	100.0% (3,013.0)	100.0% (3,013.0)	-	77.8% (7,019.0)	53.7% (4,819.0)	21.7% (2,919.0)	77.8% (7,019.0)	11.1% (1,519.0)	1	32.0% (2,919.0)		No category	-	100.0% (16,018.0)	85.7% (12,014.0)	-	93.3% (28,030.0)	66.4% (20,830.0)	20.2% (6,130.0)	93.3% (28,030.0)	43.3% (13,030.0)	1	49.2% (14,830.0)		<b>Scenario Total</b>	70.6% (36,051.0)	100.0% (53,053.0)	90.2% (46,051.0)	-								<b>Scenario Mean</b>	66.0% (33,751.0)	71.7% (36,053.0)	68.3% (34,851.0)	44.9% (22,049.0)								<b>Scenario StDev</b>	7.9% (4,051.0)	18.9% (10,053.0)	20.2% (10,351.0)	13.6% (6,749.0)								<b>Scenario High</b>	72.5% (37,051.0)	100.0% (53,053.0)	100.0% (51,051.0)	63.3% (31,249.0)								<b>Scenario Low</b>	54.9% (28,051.0)	39.6% (21,053.0)	45.1% (23,051.0)	30.6% (15,049.0)													<b>Total Test Score</b>	<b>87.1% (135.0/155.0)</b>	<b>Class Mean</b>	65.3% (101.2/155.0)	<b>Class StDev</b>	16.1% (24.8/155.0)	<b>Class High</b>	87.1% (135.0/155.0)	<b>Class Low</b>	41.8% (64.8/155.0)	<b>Class Passing Cut-off</b>	49.2% (76.3/155.0)						<b>Comment</b>									
Skill Area / Scenario	Mock Phase POM ICE OSCE_Smoker	Mock Phase POM ICE OSCE_Diabetes	Mock Phase POM ICE OSCE_Diabetes	Mock Phase POM ICE OSCE_Smoker	Skill Area Total	Skill Area Mean	Skill Area StDev	Skill Area High	Skill Area Low	Skill Area Passing Multiplier	Skill Area Passing Cut-off	Comment																																																																																																																																																																																									
Case Specific Competencies	78.6% (11,014.0)	-	-	-	78.6% (11,014.0)	61.1% (8,614.0)	14.3% (2,014.0)	78.6% (11,014.0)	41.7% (5,814.0)	1	46.6% (6,614.0)																																																																																																																																																																																										
Comm_Education & Counseling	33.3% (2,048.0)	100.0% (6,048.0)	100.0% (6,048.0)	-	77.8% (14,018.0)	63.0% (11,318.0)	11.0% (2,018.0)	77.8% (14,018.0)	50.0% (9,018.0)	1	52.0% (9,418.0)																																																																																																																																																																																										
Comm_Information Gathering	63.3% (15,012.0)	100.0% (12,012.0)	91.7% (11,012.0)	-	91.7% (33,012.0)	62.5% (22,012.0)	20.0% (7,012.0)	91.7% (33,012.0)	27.8% (10,012.0)	1	41.9% (15,112.0)																																																																																																																																																																																										
Comm_Organization & Time Management	100.0% (8,016.0)	100.0% (8,016.0)	83.3% (5,016.0)	-	84.4% (17,018.0)	70.4% (12,718.0)	23.7% (4,318.0)	84.4% (17,018.0)	27.8% (5,418.0)	1	46.1% (8,418.0)																																																																																																																																																																																										
Comm_Relationship Development	60.0% (6,010.0)	100.0% (10,010.0)	90.0% (9,010.0)	-	83.3% (25,030.0)	68.3% (20,530.0)	17.5% (5,330.0)	90.0% (27,030.0)	40.0% (12,030.0)	1	50.8% (15,230.0)																																																																																																																																																																																										
Global_Recommendation	33.3% (1,013.0)	100.0% (3,013.0)	100.0% (3,013.0)	-	77.8% (7,019.0)	53.7% (4,819.0)	21.7% (2,919.0)	77.8% (7,019.0)	11.1% (1,519.0)	1	32.0% (2,919.0)																																																																																																																																																																																										
No category	-	100.0% (16,018.0)	85.7% (12,014.0)	-	93.3% (28,030.0)	66.4% (20,830.0)	20.2% (6,130.0)	93.3% (28,030.0)	43.3% (13,030.0)	1	49.2% (14,830.0)																																																																																																																																																																																										
<b>Scenario Total</b>	70.6% (36,051.0)	100.0% (53,053.0)	90.2% (46,051.0)	-																																																																																																																																																																																																	
<b>Scenario Mean</b>	66.0% (33,751.0)	71.7% (36,053.0)	68.3% (34,851.0)	44.9% (22,049.0)																																																																																																																																																																																																	
<b>Scenario StDev</b>	7.9% (4,051.0)	18.9% (10,053.0)	20.2% (10,351.0)	13.6% (6,749.0)																																																																																																																																																																																																	
<b>Scenario High</b>	72.5% (37,051.0)	100.0% (53,053.0)	100.0% (51,051.0)	63.3% (31,249.0)																																																																																																																																																																																																	
<b>Scenario Low</b>	54.9% (28,051.0)	39.6% (21,053.0)	45.1% (23,051.0)	30.6% (15,049.0)																																																																																																																																																																																																	
					<b>Total Test Score</b>	<b>87.1% (135.0/155.0)</b>	<b>Class Mean</b>	65.3% (101.2/155.0)	<b>Class StDev</b>	16.1% (24.8/155.0)	<b>Class High</b>	87.1% (135.0/155.0)	<b>Class Low</b>	41.8% (64.8/155.0)	<b>Class Passing Cut-off</b>	49.2% (76.3/155.0)																																																																																																																																																																																					
					<b>Comment</b>																																																																																																																																																																																																

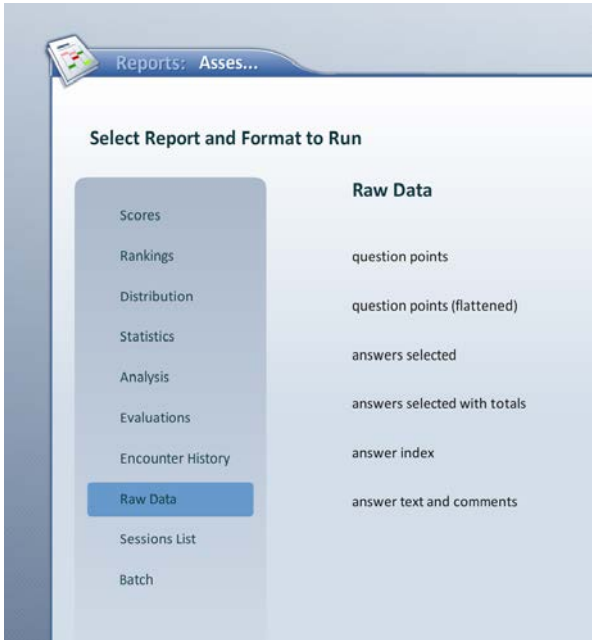
6) Would you like to review how ALL of your learners did in terms of their “scores” for each competency (skill area), scenario, and/or across the whole OSCE?

### Reports – Summary Scores for All Learners

<p>Admin/Reports /Assessment</p> <p>Select Courses and Scenarios and Evaluations</p> <p>Scores</p>																																																																																		
<p>By Question Category</p>	<table border="1" style="width: 100%; border-collapse: collapse; border: 2px solid blue;"> <thead> <tr style="background-color: #e6f2ff;"> <th>Class Statistics</th> <th>Case Specific Competencies</th> <th>Comm_Education &amp; Counseling</th> <th>Comm_Information Gathering</th> <th>Comm_Organization &amp; Time Management</th> <th>Comm_Relationship Development</th> <th>Global_Recommendation</th> <th>No category</th> <th>Total</th> </tr> </thead> <tbody> <tr> <td>Overall Mean</td> <td>61.1%</td> <td>63.0%</td> <td>62.5%</td> <td>70.4%</td> <td>66.3%</td> <td>53.7%</td> <td>69.4%</td> <td>65.3%</td> </tr> <tr style="background-color: #e6f2ff;"> <th>Evaluatee Scores</th> <th>Case Specific Competencies</th> <th>Comm_Education &amp; Counseling</th> <th>Comm_Information Gathering</th> <th>Comm_Organization &amp; Time Management</th> <th>Comm_Relationship Development</th> <th>Global_Recommendation</th> <th>No category</th> <th>Total</th> </tr> <tr> <td>Learner 1, ICS</td> <td>78.6%</td> <td>77.8%</td> <td>91.7%</td> <td>94.4%</td> <td>83.3%</td> <td>77.8%</td> <td>93.3%</td> <td>87.1%</td> </tr> <tr> <td>Learner 2, ICS</td> <td>50.0%</td> <td>77.8%</td> <td>75.0%</td> <td>83.3%</td> <td>90.0%</td> <td>55.6%</td> <td>86.7%</td> <td>78.1%</td> </tr> <tr> <td>Learner 3, ICS</td> <td>71.4%</td> <td>50.0%</td> <td>61.1%</td> <td>94.4%</td> <td>60.0%</td> <td>66.7%</td> <td>86.7%</td> <td>73.5%</td> </tr> <tr> <td>Learner 4, ICS</td> <td>41.7%</td> <td>55.6%</td> <td>47.2%</td> <td>55.6%</td> <td>60.0%</td> <td>11.1%</td> <td>43.3%</td> <td>48.4%</td> </tr> <tr> <td>Learner 5, ICS</td> <td>75.0%</td> <td>55.6%</td> <td>72.2%</td> <td>66.7%</td> <td>56.7%</td> <td>44.4%</td> <td>60.0%</td> <td>62.7%</td> </tr> <tr> <td>Learner 6, ICS</td> <td>50.0%</td> <td>61.1%</td> <td>27.8%</td> <td>27.8%</td> <td>40.0%</td> <td>66.7%</td> <td>46.7%</td> <td>41.8%</td> </tr> </tbody> </table>	Class Statistics	Case Specific Competencies	Comm_Education & Counseling	Comm_Information Gathering	Comm_Organization & Time Management	Comm_Relationship Development	Global_Recommendation	No category	Total	Overall Mean	61.1%	63.0%	62.5%	70.4%	66.3%	53.7%	69.4%	65.3%	Evaluatee Scores	Case Specific Competencies	Comm_Education & Counseling	Comm_Information Gathering	Comm_Organization & Time Management	Comm_Relationship Development	Global_Recommendation	No category	Total	Learner 1, ICS	78.6%	77.8%	91.7%	94.4%	83.3%	77.8%	93.3%	87.1%	Learner 2, ICS	50.0%	77.8%	75.0%	83.3%	90.0%	55.6%	86.7%	78.1%	Learner 3, ICS	71.4%	50.0%	61.1%	94.4%	60.0%	66.7%	86.7%	73.5%	Learner 4, ICS	41.7%	55.6%	47.2%	55.6%	60.0%	11.1%	43.3%	48.4%	Learner 5, ICS	75.0%	55.6%	72.2%	66.7%	56.7%	44.4%	60.0%	62.7%	Learner 6, ICS	50.0%	61.1%	27.8%	27.8%	40.0%	66.7%	46.7%	41.8%
Class Statistics	Case Specific Competencies	Comm_Education & Counseling	Comm_Information Gathering	Comm_Organization & Time Management	Comm_Relationship Development	Global_Recommendation	No category	Total																																																																										
Overall Mean	61.1%	63.0%	62.5%	70.4%	66.3%	53.7%	69.4%	65.3%																																																																										
Evaluatee Scores	Case Specific Competencies	Comm_Education & Counseling	Comm_Information Gathering	Comm_Organization & Time Management	Comm_Relationship Development	Global_Recommendation	No category	Total																																																																										
Learner 1, ICS	78.6%	77.8%	91.7%	94.4%	83.3%	77.8%	93.3%	87.1%																																																																										
Learner 2, ICS	50.0%	77.8%	75.0%	83.3%	90.0%	55.6%	86.7%	78.1%																																																																										
Learner 3, ICS	71.4%	50.0%	61.1%	94.4%	60.0%	66.7%	86.7%	73.5%																																																																										
Learner 4, ICS	41.7%	55.6%	47.2%	55.6%	60.0%	11.1%	43.3%	48.4%																																																																										
Learner 5, ICS	75.0%	55.6%	72.2%	66.7%	56.7%	44.4%	60.0%	62.7%																																																																										
Learner 6, ICS	50.0%	61.1%	27.8%	27.8%	40.0%	66.7%	46.7%	41.8%																																																																										
<p>By Scenario</p>	<table border="1" style="width: 100%; border-collapse: collapse; border: 2px solid blue;"> <thead> <tr style="background-color: #e6f2ff;"> <th>Class Statistics</th> <th>(archive) MOCK PHASE POM ICE OSCE_Smoker</th> <th>MOCK PHASE POM ICE OSCE_Colonoscopy</th> <th>MOCK PHASE POM ICE OSCE_Diabetes</th> <th>MOCK PHASE POM ICE OSCE_Smoker</th> <th>Total</th> </tr> </thead> <tbody> <tr> <td>Overall Mean</td> <td>66.0%</td> <td>71.7%</td> <td>68.3%</td> <td>44.0%</td> <td>65.3%</td> </tr> <tr style="background-color: #e6f2ff;"> <th>Evaluatee Scores</th> <th>(archive) MOCK PHASE POM ICE OSCE_Smoker</th> <th>MOCK PHASE POM ICE OSCE_Colonoscopy</th> <th>MOCK PHASE POM ICE OSCE_Diabetes</th> <th>MOCK PHASE POM ICE OSCE_Smoker</th> <th>Total</th> </tr> <tr> <td>Learner 1, ICS</td> <td>70.6%</td> <td>100.0%</td> <td>90.2%</td> <td>-</td> <td>87.1%</td> </tr> <tr> <td>Learner 2, ICS</td> <td>54.9%</td> <td>79.2%</td> <td>100.0%</td> <td>-</td> <td>78.1%</td> </tr> <tr> <td>Learner 3, ICS</td> <td>72.5%</td> <td>81.1%</td> <td>66.7%</td> <td>-</td> <td>73.5%</td> </tr> <tr> <td>Learner 4, ICS</td> <td>-</td> <td>58.5%</td> <td>54.9%</td> <td>30.6%</td> <td>48.4%</td> </tr> <tr> <td>Learner 5, ICS</td> <td>-</td> <td>71.7%</td> <td>52.9%</td> <td>63.3%</td> <td>62.7%</td> </tr> <tr> <td>Learner 6, ICS</td> <td>-</td> <td>39.6%</td> <td>45.1%</td> <td>40.8%</td> <td>41.8%</td> </tr> </tbody> </table>	Class Statistics	(archive) MOCK PHASE POM ICE OSCE_Smoker	MOCK PHASE POM ICE OSCE_Colonoscopy	MOCK PHASE POM ICE OSCE_Diabetes	MOCK PHASE POM ICE OSCE_Smoker	Total	Overall Mean	66.0%	71.7%	68.3%	44.0%	65.3%	Evaluatee Scores	(archive) MOCK PHASE POM ICE OSCE_Smoker	MOCK PHASE POM ICE OSCE_Colonoscopy	MOCK PHASE POM ICE OSCE_Diabetes	MOCK PHASE POM ICE OSCE_Smoker	Total	Learner 1, ICS	70.6%	100.0%	90.2%	-	87.1%	Learner 2, ICS	54.9%	79.2%	100.0%	-	78.1%	Learner 3, ICS	72.5%	81.1%	66.7%	-	73.5%	Learner 4, ICS	-	58.5%	54.9%	30.6%	48.4%	Learner 5, ICS	-	71.7%	52.9%	63.3%	62.7%	Learner 6, ICS	-	39.6%	45.1%	40.8%	41.8%																											
Class Statistics	(archive) MOCK PHASE POM ICE OSCE_Smoker	MOCK PHASE POM ICE OSCE_Colonoscopy	MOCK PHASE POM ICE OSCE_Diabetes	MOCK PHASE POM ICE OSCE_Smoker	Total																																																																													
Overall Mean	66.0%	71.7%	68.3%	44.0%	65.3%																																																																													
Evaluatee Scores	(archive) MOCK PHASE POM ICE OSCE_Smoker	MOCK PHASE POM ICE OSCE_Colonoscopy	MOCK PHASE POM ICE OSCE_Diabetes	MOCK PHASE POM ICE OSCE_Smoker	Total																																																																													
Learner 1, ICS	70.6%	100.0%	90.2%	-	87.1%																																																																													
Learner 2, ICS	54.9%	79.2%	100.0%	-	78.1%																																																																													
Learner 3, ICS	72.5%	81.1%	66.7%	-	73.5%																																																																													
Learner 4, ICS	-	58.5%	54.9%	30.6%	48.4%																																																																													
Learner 5, ICS	-	71.7%	52.9%	63.3%	62.7%																																																																													
Learner 6, ICS	-	39.6%	45.1%	40.8%	41.8%																																																																													

## 7) Would you like to download the raw data?

**Reports – Raw Data**

<b>Raw Data</b>																																				
<b>Question Points</b>	<table border="1" style="width: 100%; border-collapse: collapse;"> <thead> <tr> <th>Evaluatee Name</th> <th>Evaluator Name</th> <th>Exam Date/Time</th> <th>Q1. Introduction</th> <th>Q2. Comment 1 (ONLY CHECKED COMMENTS APPLY)</th> <th>Q3. Used patient-centered, opened questioning</th> </tr> </thead> <tbody> <tr> <td>Learner 1, ICS</td> <td>SP 3, ICS</td> <td>08/12/2019 12:31 PM</td> <td>2</td> <td>0</td> <td>2</td> </tr> <tr> <td>Learner 2, ICS</td> <td>SP 3, ICS</td> <td>08/12/2019 12:09 PM</td> <td>2</td> <td>0</td> <td>2</td> </tr> <tr> <td>Learner 2, ICS</td> <td>SP 3, ICS</td> <td>08/12/2019 12:09 PM</td> <td>2</td> <td>0</td> <td>2</td> </tr> <tr> <td>Learner 3, ICS</td> <td>SP 3, ICS</td> <td>08/12/2019 11:48 AM</td> <td>2</td> <td>0</td> <td>1</td> </tr> </tbody> </table>	Evaluatee Name	Evaluator Name	Exam Date/Time	Q1. Introduction	Q2. Comment 1 (ONLY CHECKED COMMENTS APPLY)	Q3. Used patient-centered, opened questioning	Learner 1, ICS	SP 3, ICS	08/12/2019 12:31 PM	2	0	2	Learner 2, ICS	SP 3, ICS	08/12/2019 12:09 PM	2	0	2	Learner 2, ICS	SP 3, ICS	08/12/2019 12:09 PM	2	0	2	Learner 3, ICS	SP 3, ICS	08/12/2019 11:48 AM	2	0	1					
Evaluatee Name	Evaluator Name	Exam Date/Time	Q1. Introduction	Q2. Comment 1 (ONLY CHECKED COMMENTS APPLY)	Q3. Used patient-centered, opened questioning																															
Learner 1, ICS	SP 3, ICS	08/12/2019 12:31 PM	2	0	2																															
Learner 2, ICS	SP 3, ICS	08/12/2019 12:09 PM	2	0	2																															
Learner 2, ICS	SP 3, ICS	08/12/2019 12:09 PM	2	0	2																															
Learner 3, ICS	SP 3, ICS	08/12/2019 11:48 AM	2	0	1																															
<b>Question Points (Flattened)</b>	<table border="1" style="width: 100%; border-collapse: collapse;"> <thead> <tr> <th>Scenario</th> <th>(archive) MOCK PHASE. P</th> <th>(archive) MOCK PHASE. P</th> <th>(archive) MOCK PHASE. P</th> </tr> </thead> <tbody> <tr> <td>Questionnaire Name</td> <td>(archive)MOCK_POM ICE</td> <td>(archive)MOCK_POM ICE</td> <td>(archive)MOCK_POM ICE</td> </tr> <tr> <td>Possible Points</td> <td>2</td> <td>2</td> <td>2</td> </tr> <tr> <td>Question Category</td> <td>Comm_Organization &amp; Ti</td> <td>Comm_Information Gath</td> <td>Comm_In</td> </tr> <tr> <td>User Name</td> <td></td> <td></td> <td></td> </tr> <tr> <td>Learner 1, ICS</td> <td>2</td> <td>2</td> <td>2</td> </tr> <tr> <td>Learner 2, ICS</td> <td>2</td> <td>2</td> <td>0</td> </tr> <tr> <td>Learner 3, ICS</td> <td>2</td> <td>1</td> <td>1</td> </tr> </tbody> </table>	Scenario	(archive) MOCK PHASE. P	(archive) MOCK PHASE. P	(archive) MOCK PHASE. P	Questionnaire Name	(archive)MOCK_POM ICE	(archive)MOCK_POM ICE	(archive)MOCK_POM ICE	Possible Points	2	2	2	Question Category	Comm_Organization & Ti	Comm_Information Gath	Comm_In	User Name				Learner 1, ICS	2	2	2	Learner 2, ICS	2	2	0	Learner 3, ICS	2	1	1			
Scenario	(archive) MOCK PHASE. P	(archive) MOCK PHASE. P	(archive) MOCK PHASE. P																																	
Questionnaire Name	(archive)MOCK_POM ICE	(archive)MOCK_POM ICE	(archive)MOCK_POM ICE																																	
Possible Points	2	2	2																																	
Question Category	Comm_Organization & Ti	Comm_Information Gath	Comm_In																																	
User Name																																				
Learner 1, ICS	2	2	2																																	
Learner 2, ICS	2	2	0																																	
Learner 3, ICS	2	1	1																																	
<b>Answer Text with Comments</b>	<table border="1" style="width: 100%; border-collapse: collapse;"> <thead> <tr> <th>evaluatee Name</th> <th>Evaluator Name</th> <th>Exam Date/Time</th> <th>COMMUNICATION SKILLS</th> <th>INFORMATION GATHERING</th> <th>Introduction</th> <th>Comment 1 (ONLY CHECKED COMMENTS APPLY)</th> </tr> </thead> <tbody> <tr> <td>Learner 1, ICS</td> <td>SP 3, ICS</td> <td>08/12/2019 12:31 PM</td> <td></td> <td></td> <td>WELL DONE: Provided a complete introduction that included FULL name, training status, purpose of interv</td> <td>When you stated you</td> </tr> <tr> <td>Learner 2, ICS</td> <td>SP 3, ICS</td> <td>08/12/2019 12:09 PM</td> <td></td> <td></td> <td>WELL DONE: Provided a complete introduction 1 First name only felt unprofessional</td> <td></td> </tr> <tr> <td>Learner 2, ICS</td> <td>SP 3, ICS</td> <td>08/12/2019 12:09 PM</td> <td></td> <td></td> <td>WELL DONE: Provided a complete introduction 1 First name only felt unprofessional</td> <td></td> </tr> <tr> <td>Learner 3, ICS</td> <td>SP 3, ICS</td> <td>08/12/2019 11:48 AM</td> <td></td> <td></td> <td>WELL DONE: Provided a complete introduction that included FULL name, training status, purpose of interv</td> <td>When you stated you</td> </tr> </tbody> </table>	evaluatee Name	Evaluator Name	Exam Date/Time	COMMUNICATION SKILLS	INFORMATION GATHERING	Introduction	Comment 1 (ONLY CHECKED COMMENTS APPLY)	Learner 1, ICS	SP 3, ICS	08/12/2019 12:31 PM			WELL DONE: Provided a complete introduction that included FULL name, training status, purpose of interv	When you stated you	Learner 2, ICS	SP 3, ICS	08/12/2019 12:09 PM			WELL DONE: Provided a complete introduction 1 First name only felt unprofessional		Learner 2, ICS	SP 3, ICS	08/12/2019 12:09 PM			WELL DONE: Provided a complete introduction 1 First name only felt unprofessional		Learner 3, ICS	SP 3, ICS	08/12/2019 11:48 AM			WELL DONE: Provided a complete introduction that included FULL name, training status, purpose of interv	When you stated you
evaluatee Name	Evaluator Name	Exam Date/Time	COMMUNICATION SKILLS	INFORMATION GATHERING	Introduction	Comment 1 (ONLY CHECKED COMMENTS APPLY)																														
Learner 1, ICS	SP 3, ICS	08/12/2019 12:31 PM			WELL DONE: Provided a complete introduction that included FULL name, training status, purpose of interv	When you stated you																														
Learner 2, ICS	SP 3, ICS	08/12/2019 12:09 PM			WELL DONE: Provided a complete introduction 1 First name only felt unprofessional																															
Learner 2, ICS	SP 3, ICS	08/12/2019 12:09 PM			WELL DONE: Provided a complete introduction 1 First name only felt unprofessional																															
Learner 3, ICS	SP 3, ICS	08/12/2019 11:48 AM			WELL DONE: Provided a complete introduction that included FULL name, training status, purpose of interv	When you stated you																														